

siegling
belting

TEXTILES YARN PRODUCTION





ENSURE QUALITY, **BOOST PRODUCTIVITY**

In close cooperation with textile producers and manufacturers of the machinery, Forbo Movement Systems develops power transmission and conveyor belts for yarn and textile production. As a leading manufacturer, our products and services help make machinery and processes more flexible and productive worldwide.

The Siegling Extremultus Aramide and Polyester lines, with thermoplastic tension members, are superb examples. These are just some of their outstanding properties that set them apart from conventional belts with polyamide tension members. Their exceptional power transmission, maximum belt speeds and reduced belt creep enable:

- efficient production
- compact machine designs with numerous stations
- energy-efficient, environmentally-friendly operation

Our products and application technology expertise stand for:

- advanced power transmission solutions to increase performance and quality with Siegling Extremultus spindle and flat belts
- flexible solutions for conveyor and processing belts with Siegling Transilon and Extremultus machine tapes for efficient material flow from the bales to packaging of the cross-wound bobbins.

Contents

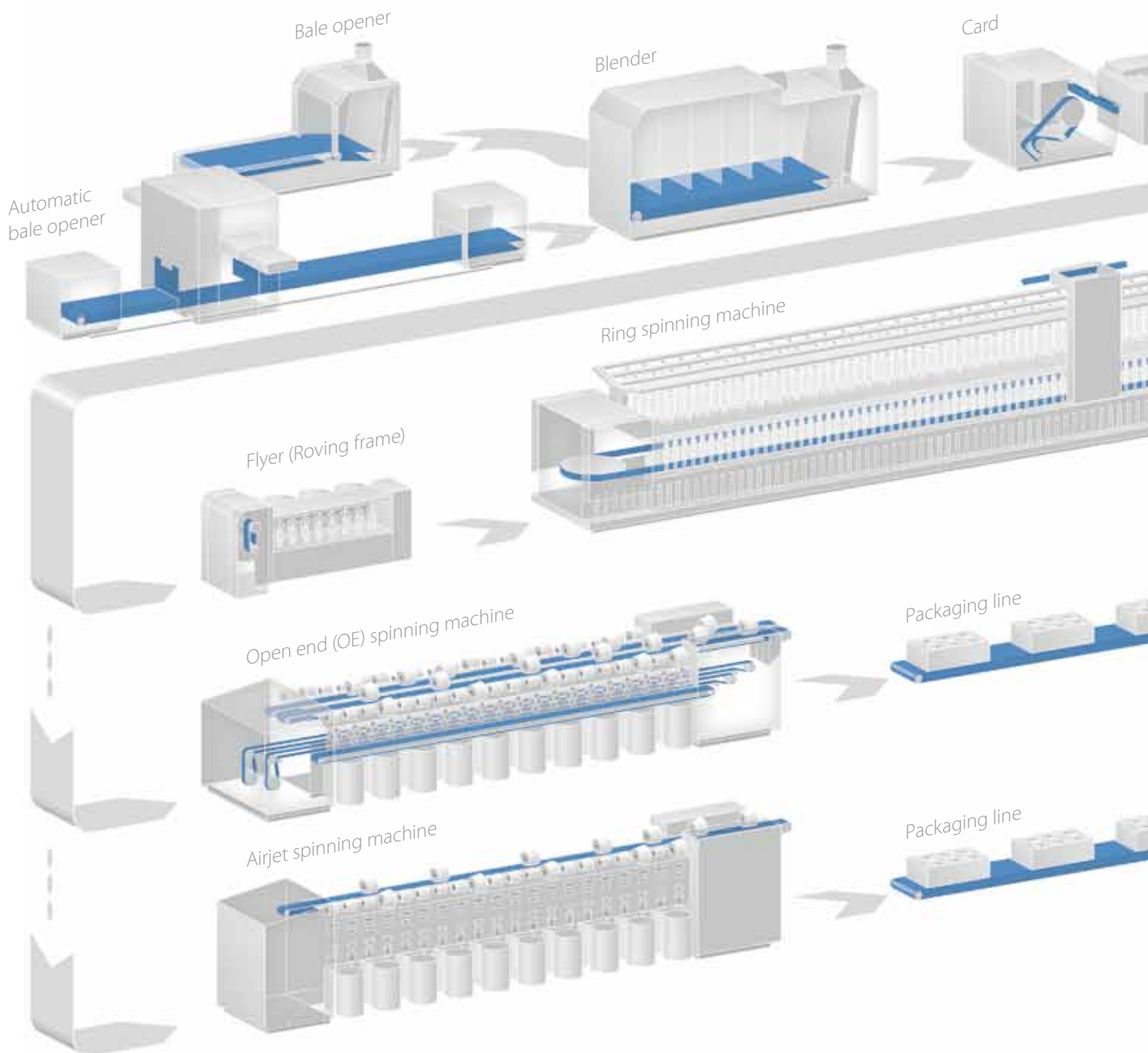
- 4 The right belt types for efficient processes
- 6 From bale opening to roving
- 8 Ring spinning and cone winding
- 10 Open end (OE) spinning and Airjet spinning
- 12 Filament production
- 13 Siegling Extremultus Drive and tangential belts Comparison of types
- 14 Siegling Extremultus Drive and tangential belts Product range yarn production
- 18 Siegling Transilon Conveyor and processing belts Product range yarn production
- 17 Splicing technology

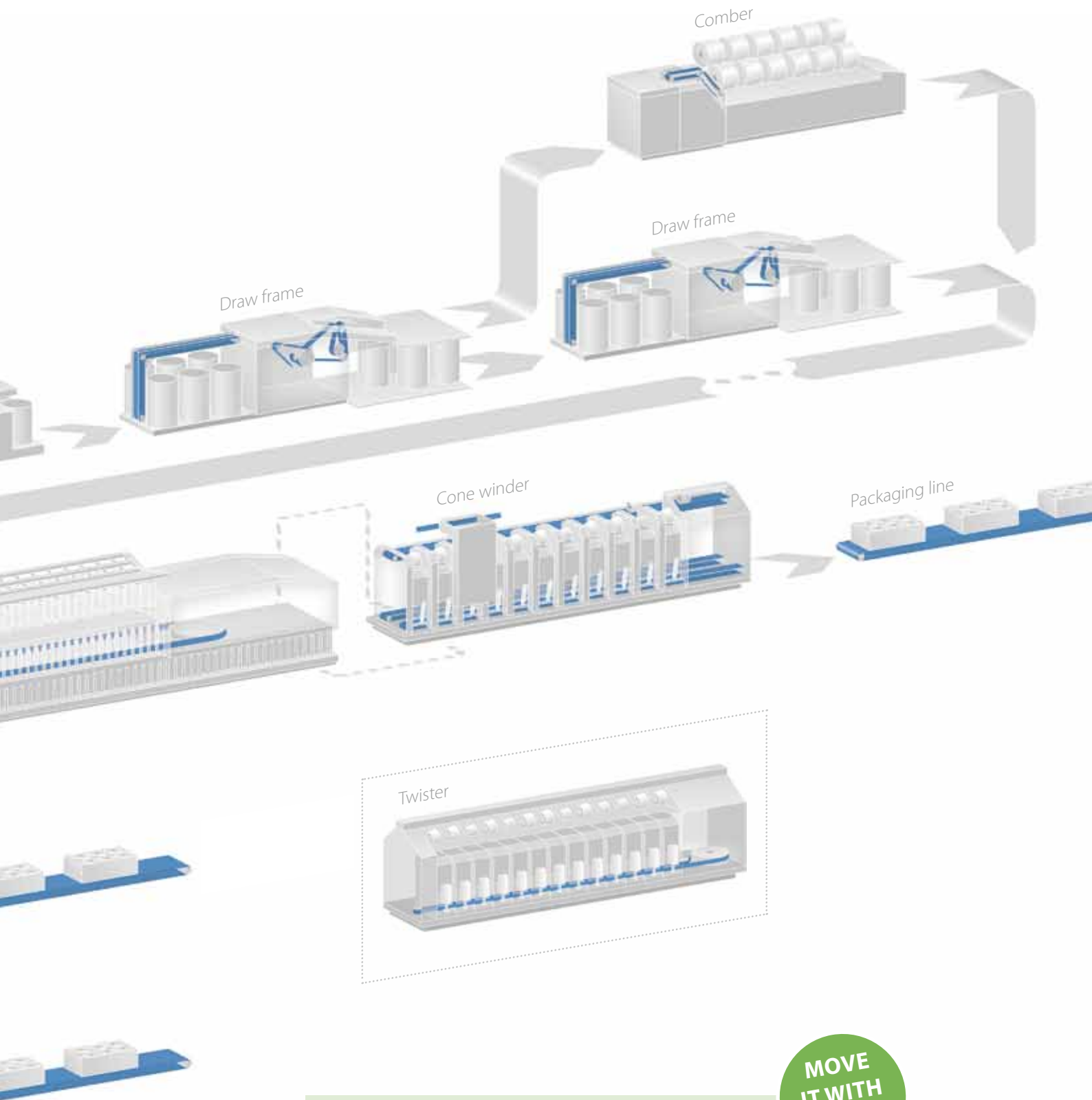
For further relevant information on the textile industry please see the following brochures:

No.	Title
224	Siegling Transilon · Conveyor and processing belts
278	Textiles – Textile printing
295	Textiles – Nonwovens
333	Siegling Extremultus · Compendium Flat belts
317	Siegling Transilon · Technical Information 1 · Storage, Finishing, Fitting
318	Siegling Transilon · Technical Information 2 · Special features and properties

THE RIGHT BELT TYPES FOR EFFICIENT PROCESSES

A highly efficient production system can't afford to have any weak points. Forbo Movement Systems' conveyor and power transmission belts are designed to do the job required on each and every section of the production line.





siegling extremultus
flat belts



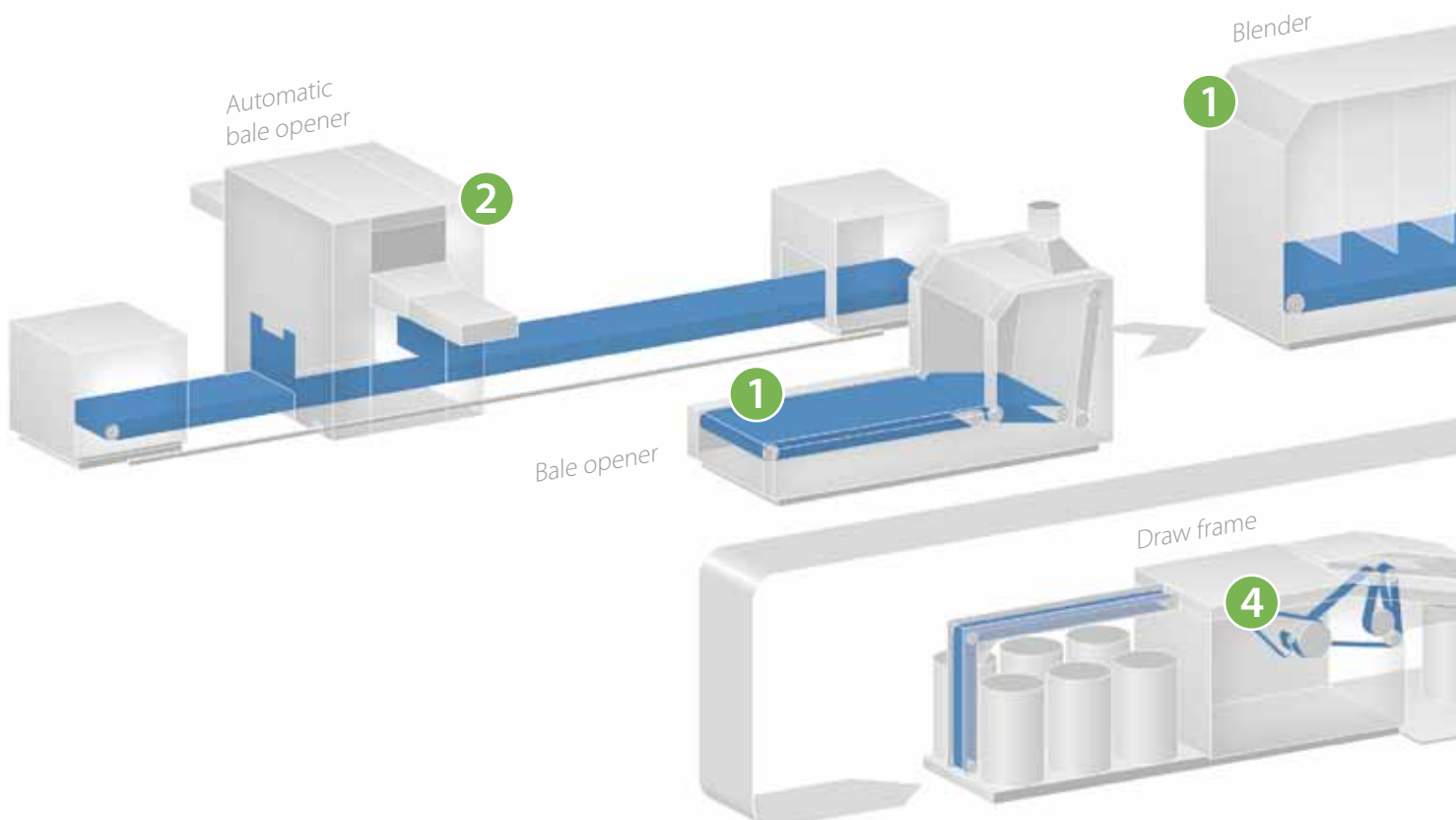
siegling transilon
conveyor and processing belts

**MOVE
IT WITH
FORBO.**

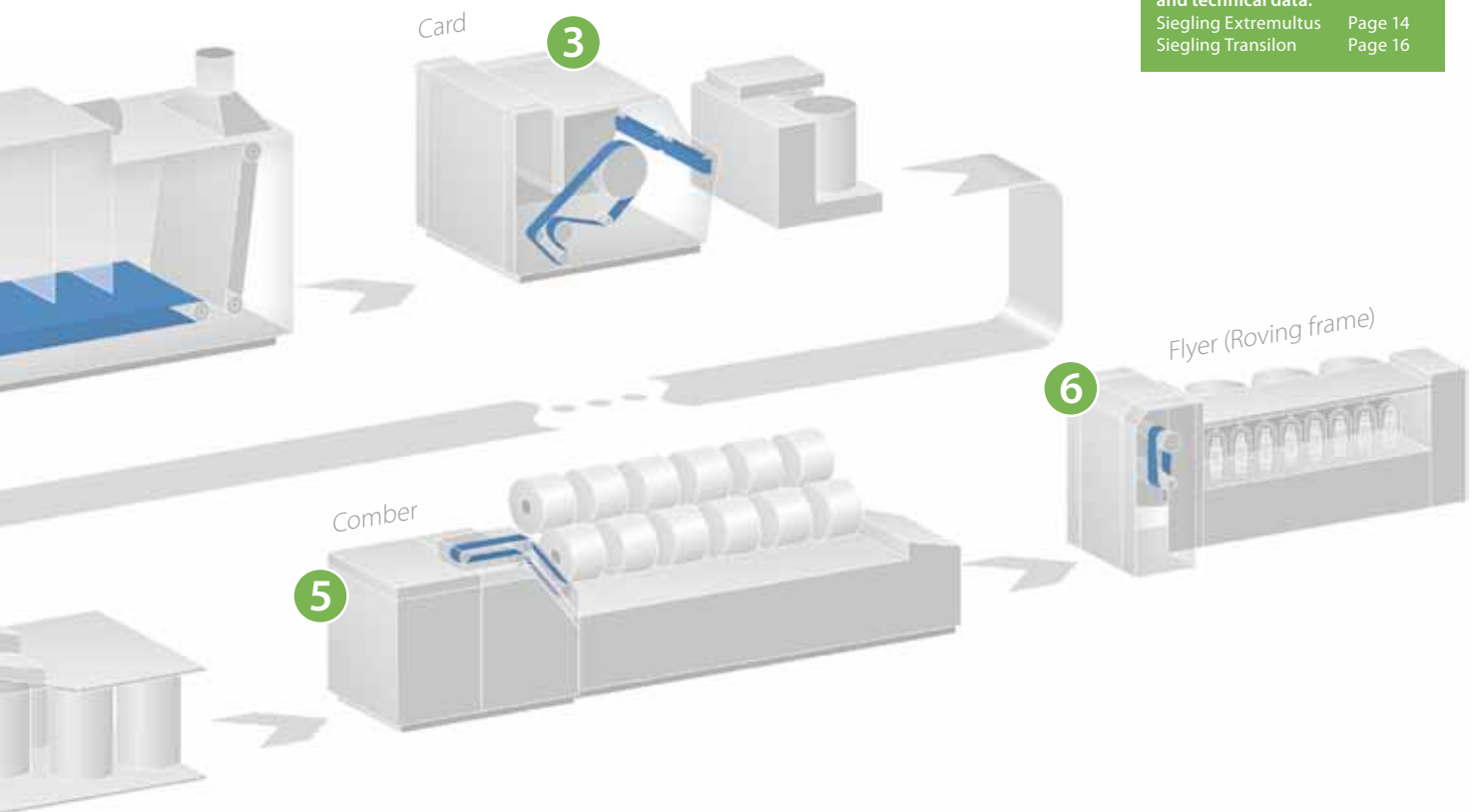
FROM BALE OPENING TO FLYER (ROVING FRAME)



From the bale opening to the flyer (roving frame), Forbo Movement Systems' belting products enhance material flow due to their customized grip and antistatic characteristics. In terms of power transmission, they stand apart for a high level of efficiency of more than 98% and good damping characteristics. They help implement diverse drive configurations (e.g. angular and cone drives).



Process/Machine	Function	Belt type	Article no.	
1 Bale opener/ Blending opener	Feeder/Conveyor belts	Siegling Transilon	E 8/2 U0/V5 green	900025
			E 8/2 U0/V2H MT white FDA	906799
			E 8/2 0/V4H MT black	906762
			E 8/2 U0/V5 STR green	900027
			E 8/2 U0/V7 SG black	906286
			E 8/2 U0/V15 LG green	900199
			E 8/2 V1/V1 blue	996060
			E 8/2 V5/V5 STR/GL green	900030
			E 12/2 U0/V7 green	900045
			E 12/2 V5/V10 STR/GL green	900053
			E 18/H U0/U2 MT white FDA	906420
2 Automatic bale opener	Covering belt	Siegling Extremultus	P 27/3 black	900094
		Siegling Transilon	E 6/2 V2/V2 green	909137
3 Card	Drive belt	Siegling Extremultus	GG 20E-20 NSTR/FSTR grey/black	822145
	Cross apron	Siegling Extremultus	UU 40U black/green	850208
UU 40U FSTR/GL black/green			855596	
4 Draw Frame	Drive belts	Siegling Extremultus	UU 40U GSTR/GL black/green	995207
			GG 20E-20 NSTR/FSTR grey/black	822145
5 Comber	Conveyor belt/ machine tape	Siegling Extremultus	UU 20U black/green	850207
			UU 40U black/green	850208
			GG 40U green	855552
			GG 2P grey	850029
			GG 4P grey	850040
			RR 4E-HC+ FSTR/FSTR grey	822151
6 Flyer (Roving frame)	Cone drive	Siegling Extremultus	LT 14P	800009
			LT 20P	800010



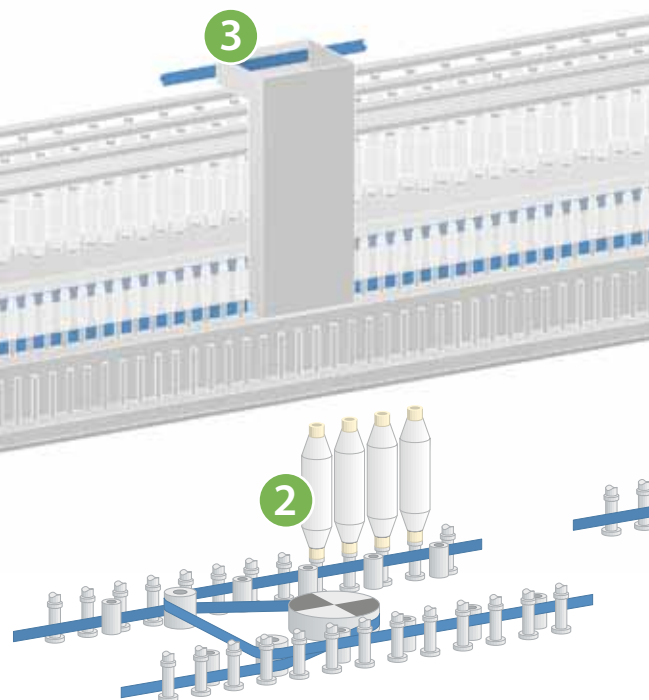
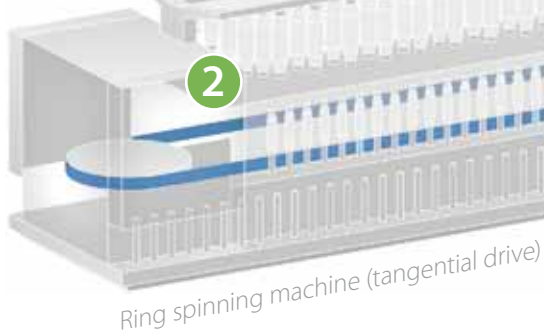
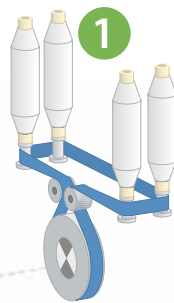
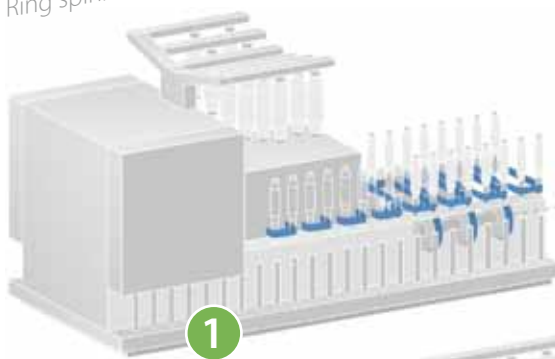
RING SPINNING AND CONE WINDING



Forbo Movement Systems offers special tangential belts for speeds of up to 38 m/s for any drive geometry. Due to minimal fluctuations in speed in the spindle section, low vibration belt tracking and low energy requirements (in particular the Aramide and Polyester line), they help to exploit the productivity potential of all sorts of different ring spinning machines to the full.

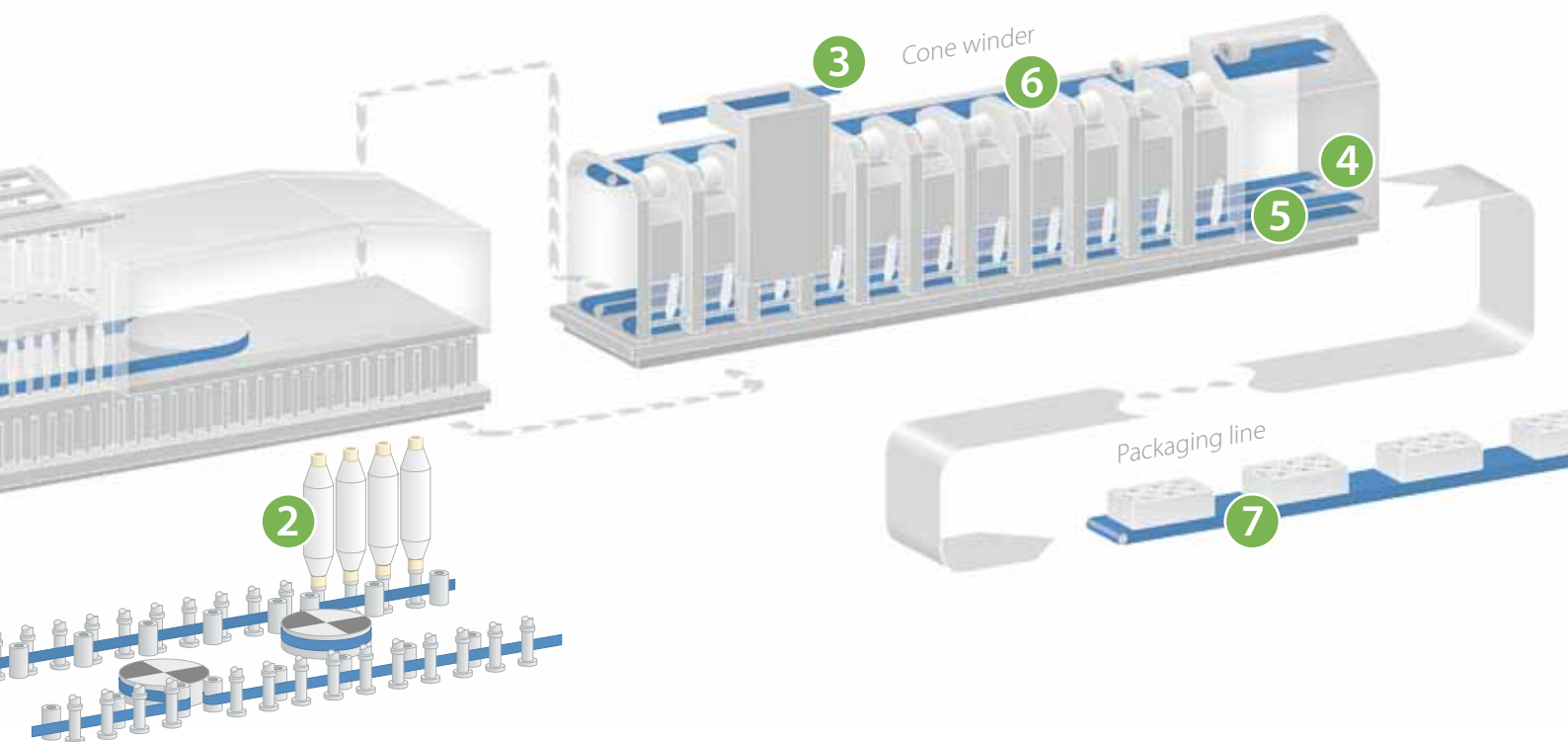
A variety of conveyor belts with different characteristics specialize on reliable and productivity-boosting material flow; from the empty bobbins to the cops to the cross-wound packages.

Ring spinning machine (four spindle drive)



	Process/Machine	Function	Belt type	Article no.
1	Ring spinning machine	Four spindle drive	Siegling Extremultus UT 8E green/white UT 5P green/white	822060 995381
2	Ring spinning machine	Tangential drive	Siegling Extremultus GG 15P-22 NSTR/FSTR grey/black GG 30P-32 NSTR/FSTR grey/black GG 20E-20 NSTR/FSTR grey/black GG 40E-32 NSTR/FSTR grey/black	855605 855607 822145 822128 822131
3	Ring spinning machine and Cone winder	Overhead cleaner	Siegling Extremultus GG 10P-20 NSTR/FSTR grey/black GG 15P-22 NSTR/FSTR grey/black	855604 855605
4	Cone winder	Cross conveyor	Siegling Extremultus UU40 U black/green	850208
5	Cone winder	Cops/Empty tube conveyor	Siegling Transilon E 8/2 U0/V2H MT white FDA E 8/2 U0/U2 C white FDA E 12/2 U0/V/U0 transparent	906799 999619 900164
6	Cone winder	Bobbin conveyor	Siegling Transilon E 8/2 U0/V2H MT white FDA E 8/2 U0/U2 C white FDA E 12/2 U0/V/U0 transparent	906799 999619 900164
7	Conveyor	Packaging line	Siegling Transilon E 12/2 U0/V/U0 transparent	900164

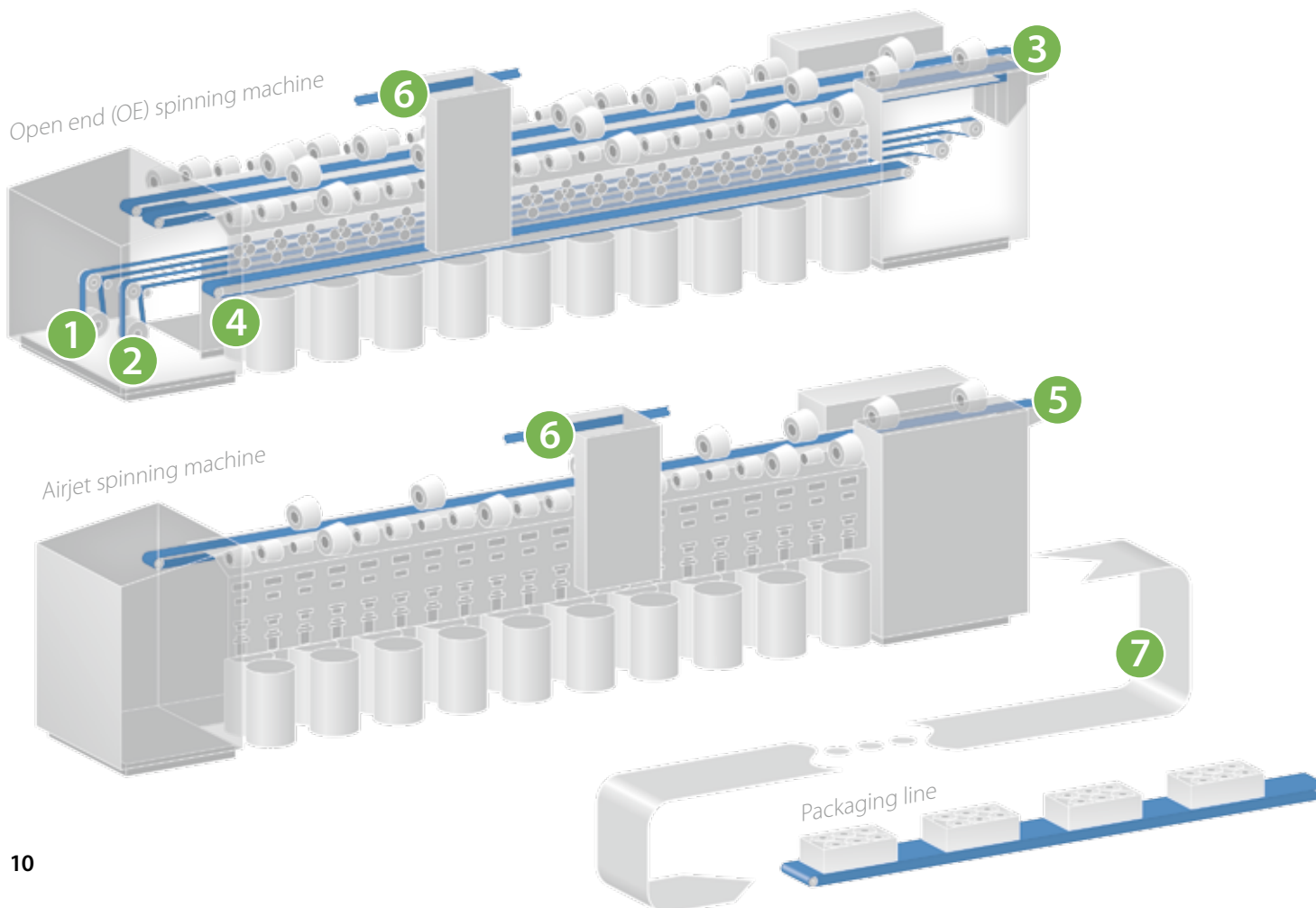
> Further belt types
 and technical data:
 Siegling Extremultus Page 14
 Siegling Transilon Page 16



OPEN END (OE) SPINNING AND AIRJET SPINNING

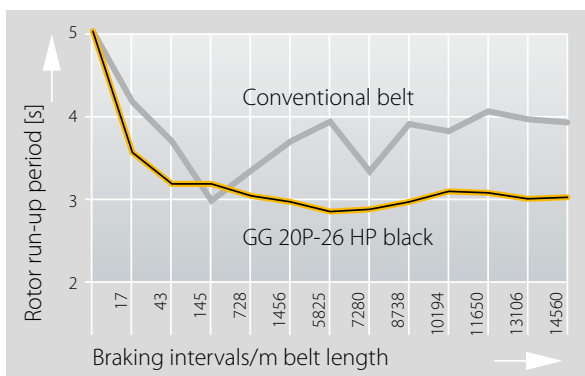
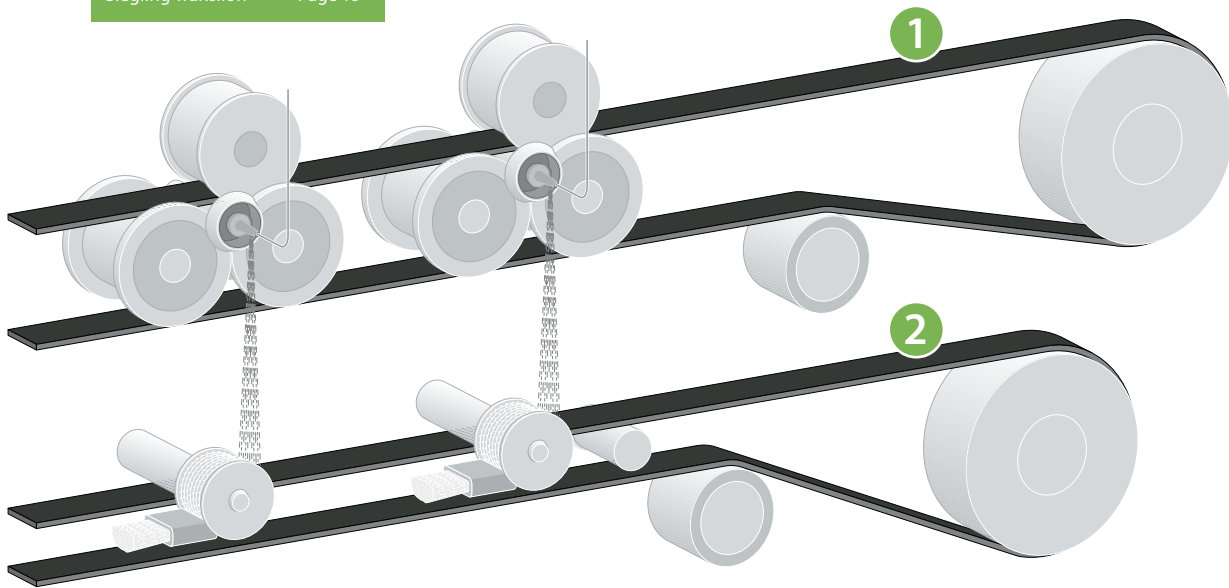


The rotor drive belts' elastomer coatings don't tend to harden (no vitrification) and maintain a consistent friction coefficient after the run-in phase. With belt speeds of up to 70 m/s and as a consequence of its short start up times and consistent rotor speeds an enhanced yarn quality can be achieved over the entire service life. A variety of conveyor belts with different characteristics specialize on reliable and productivity-boosting material flow.



	Process/Machine	Function	Belt type	Article no.	
1	OE spinning machines	Rotor drive (automatic machines)	Siegling Extremultus	NP 5650 (GG 20P-26 HP black)	855650
		Rotor drive (semi-automatic mach.)		NP 2161 (GG 20E-25 NSTR/FSTR grey/black)	822161
2	OE spinning machines	Opening roller drive (automatic mach.)	Siegling Extremultus	GG 20P-25 NSTR/FSTR grey/black	855606
		Opening roller drive (semi-autom. mach.)		NP 2161 (GG 20E-25 NSTR/FSTR grey/black)	822161
3	OE spinning machines	Bobbin conveyor	Siegling Transilon	E 12/2 U0/V/U0 transparent	900164
4	OE spinning machines	Trash belt	Siegling Transilon	E 10/1 V1/Z30-Q white	906707
5	Airjet spinning machines	Bobbin conveyor	Siegling Transilon	E 8/2 U0/V2H MT white	906799
				E 8/2 U0/U2 C white FDA	999619
				E 12/2 U0/V/U0 transparent	900164
6	Airjet spinning machines	Overhead cleaner	Siegling Extremultus	GG 10P-20 NSTR/FSTR grey/black	855604
				GG 15P-22 NSTR/FSTR grey/black	855605
7	Conveyor	Packaging line	Siegling Transilon	E 12/2 U0/V/U0 transparent	900164

> Further belt types and technical data:
 Siegling Extremultus Page 14
 Siegling Transilon Page 16



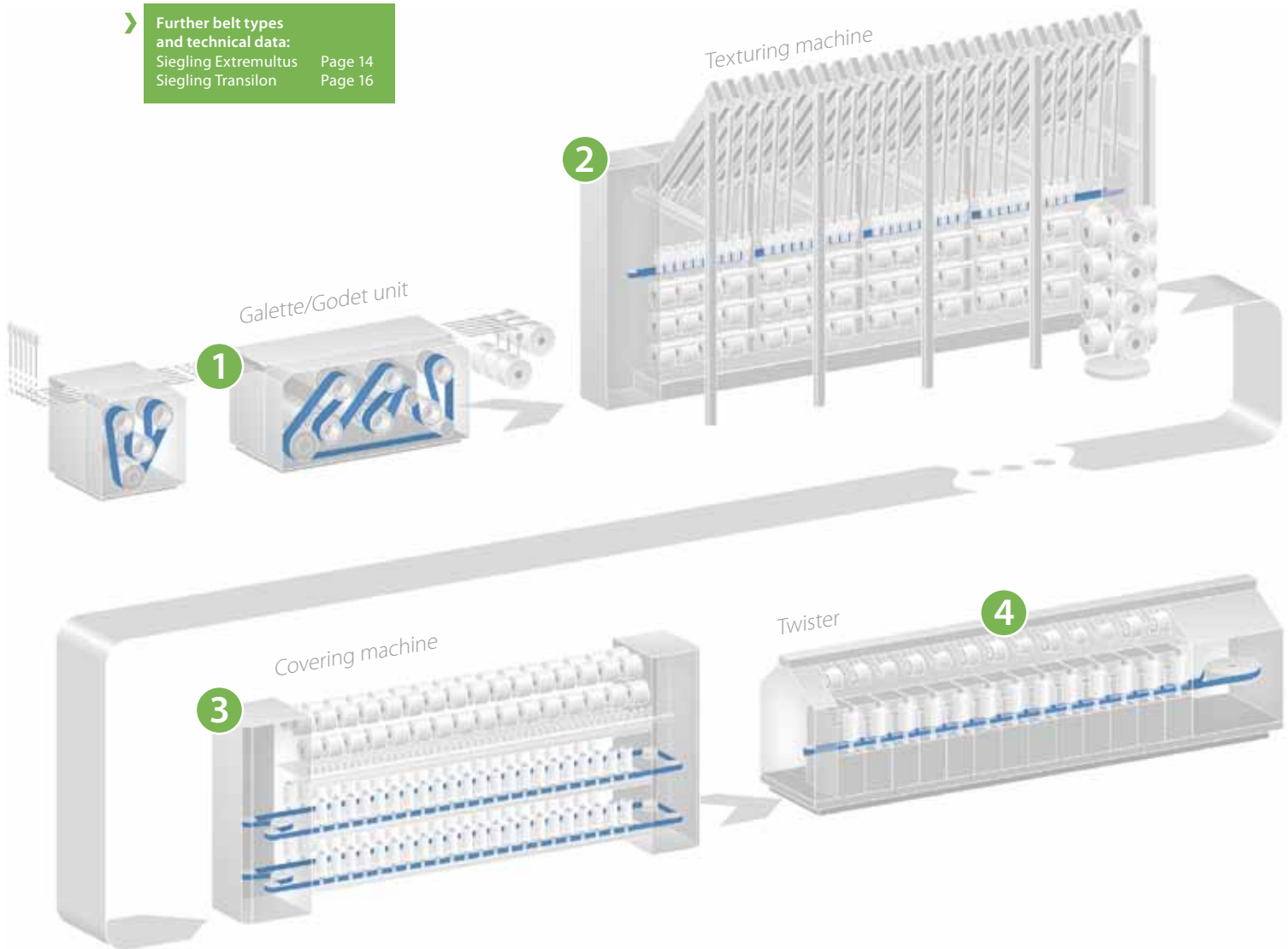
Rotor drive belts put to the test

A belt that is a clear winner with the machinery manufacturer:
The GG 20P-26 HP black

FILAMENT PRODUCTION

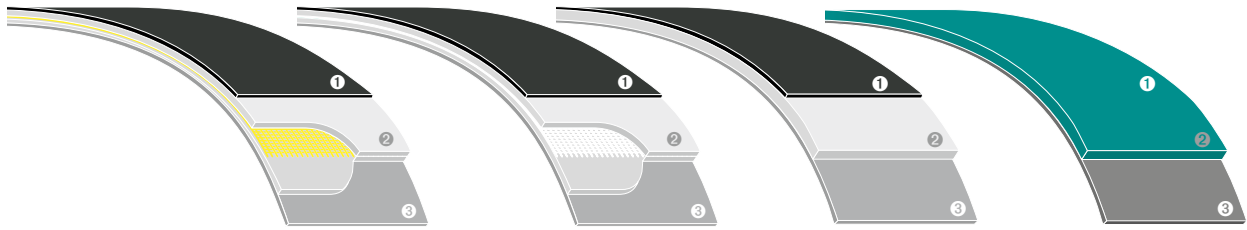
	Process/Machine	Function	Belt type	Article no.	
1	Galette/Godet unit	Drive	Siegling Extremultus	GG 40A-32 NSTR/FSTR grey/black	822131
				GG 54A NSTR/NSTR black	811055
				GG 30P-32 NSTR/FSTR grey/black	855607
				GG 30P-37 NSTR/NSTR black	855603
2	Texturing machine	Tangential drive	Siegling Extremultus	GG 30P-32 NSTR/FSTR grey/black	855607
				GG 30P-37 NSTR/NSTR black	855603
				GG 30E-30 NSTR/NSTR black	822127
				GG 40E-32 NSTR/FSTR grey/black	822128
3	Covering machine	Tangential drive	Siegling Extremultus	GG 40E-37 NSTR/NSTR black	822129
				GG 20P-25 NSTR/FSTR grey/black	855606
				GG 30E-25 NSTR/FSTR grey/black	822126
4	Twister (TFO), Filament	Tangential drive	Siegling Extremultus	GG 15P-22 NSTR/FSTR grey/black	855605
				GG 20P-25 NSTR/FSTR grey/black	855606
				NP 2161 (GG 20E-25 NSTR/FSTR grey/black)	822161
				GG 30E-25 NSTR/FSTR grey/black	822126
4	Twister (TFO), Yarn (Only staple yarn spinning)	Tangential drive	Siegling Extremultus	GG 15P-22 NSTR/FSTR grey/black	855605
				GG 30P-32 NSTR/FSTR grey/black	855607
				GG 30E-30 NSTR/NSTR black	822127
				GG 40E-32 NSTR/FSTR grey/black	822128
				GG 40A-32 NSTR/FSTR grey/black	822131

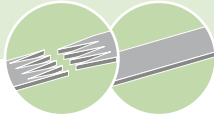
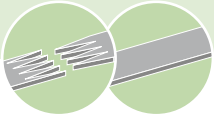

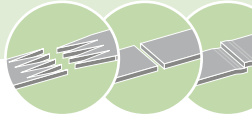
> Further belt types
 and technical data:
 Siegling Extremultus Page 14
 Siegling Transilon Page 16



SIEGLING EXTREMULTUS

COMPARISON OF TYPES



	Aramide line	Polyester line	Polyamide line	Polyurethane line
1 Top face (Wharve face)	Highly wear-resistant elastomer G (black)	Highly wear-resistant friction coating (elastomer G (black) or polyester blended fabric T (spindle belt))	Chrome leather, highly wear-resistant elastomer G (black) or polyamide fabric	Urethane (green) or highly wear resistant elastomer G (green) coating
2 Tension member	Thermoplastic, with highly modular blended fabric and aramide warp or truly endless cord	Thermoplastic, with polyester fabric in warp and weft or truly endless cord	Highly oriented polyamide sheet	Highly elastic polyurethane foil
3 Underside (towards drive)	Highly wear-resistant elastomer G (grey)	Highly wear-resistant elastomer G (grey or black) or highly wear-resistant urethane (green)	Chrome leather or highly wear-resistant elastomer G (black or grey)	Urethane (green) or highly wear resistant elastomer G (green) coating
Characteristics of the tension member	Transmission of very high pull with little elongation	Transmission of high pull with little elongation	Transmission of high pull	Transmission of low effective pull at high elongation
Elongation at fitting (according to requirements)	Power transmission belt: 0.3% – 1.0% Tangential belt: 0.3% – 0.8%	Power transmission belt: 1.0% – 2.0% Tangential belt: 1.5% – 2.0% Spindle tape: 0.3% – 2.0%	Power transmission belt: 1.5% – 3.0% Tangential belt: 1.8% – 2.8% Rotor belt: 2.5% – 3.5% Spindle tape: 0.6% – 3.0% Machine tape: 0.6% – 2%	3% – 8%
Flexibility	High	High	Little (power transmission and tangential belts)	Very high
Damping properties (jerky loads)	Low	Good	Very good	Very good
Splice type	Z-splice 110 x 11.5 mm; without adhesives	Z-splice 110 x 11.5 mm, 70 x 11.5 mm or 35 x 11.5 mm; without adhesives	Ground wedge splice; with adhesive	Z-Splice, overlap splice, butt splice; without adhesives
				
Information about usage	Flat belts with tension members made of aramide fabric are designed for high specific levels of effective pull and short take-up ranges. Careful handling is an important prerequisite for smooth-running operation in the Aramide line.	Flat belts with tension members made of polyester fabric are able to transmit high specific pull. They are an optimal solution for numerous applications.	Flat belts with polyamide tension members are rugged and laterally stiff. The belts stand out due to their good damping properties.	Flat belts with polyurethane foil tension members are particularly suitable when subjected to extreme counter bending at small drum diameters. The belts have good tracking characteristics and are particularly well suited for machinery with short center distances, and small drum diameters. No tensioning devices required.

SIEGLING EXTREMULTUS

PRODUCT RANGE YARN PRODUCTION



Article number	Total thickness approx. [mm]	d _{min} approx. [mm]*	Nominal effective pull approx. [N/mm]**	Nominal working elongation [% of belt length]	Max. transmittable effective pull [N/mm belt width]	Elongation at fitting [% of belt length]	Weight approx. [kg/m ²]	Permissible operating temperature [°C]	Z-Splice*** splice length [mm]	Ground wedge splice***
Aramide line										
GG 25A-25 NSTR/FSTR grey/black	822130	2.5	40	25	1.0	28	0.3–1.0 ³⁾	2.7	-20/+70	110
GG 40A-32 NSTR/FSTR grey/black	822131	3.2	60	40	1.0	42	0.3–1.0 ³⁾	3.45	-20/+70	110
GG 54A NSTR/NSTR black	811055	2.8	150	54	1.0	54	0.3–1.0	2.8	-20/+60	truly endless
UU 15A-17 FSTR/FSTR green	995473	1.7	30	15	0.8	15	0.3–0.8	1.9	-20/+70	110
Polyester line										
GG 20E-20 NSTR/FSTR grey/black	822145	2.0	24	20	2.0	20	1.0–2.0 ³⁾	2.2	-20/+70	35 ¹⁾ /70/110
NP 2161 (GG 20E-25 NSTR/FSTR grey/black)	822161	2.5	24	20	2.0	20	1.5–2.0		-20/+70	110
GG 30E-25 NSTR/FSTR grey/black	822126	2.5	30	30	2.0	30	0.5–2.0 ³⁾	2.75	-20/+70	35 ¹⁾ /70/110
GG 30E-30 NSTR black	822127	3.0	60	30	2.0	35	0.5–2.0 ³⁾	3.25	-20/+70	70/110
GG 40E-32 NSTR/FSTR grey/black	822128	3.2	60	40	2.0	44	0.5–2.5 ³⁾	3.45	-20/+70	110
GG 40E-37 NSTR black	822129	3.7	60	40	2.0	44	0.5–2.5 ³⁾	4.15	-20/+70	110
RR 4E-14 HC+ FSTR grey	822151	1.35	14				0.3–2.0	1.4	-20/+70	35
UT 8E green	822060	0.7	10	8	2.0	8	0.3–2.0	0.6	-20/+70	35
Polyamide line										
GG 2P grey	850030	1.2	14				0.6–2.0	1.30	-20/+80	35
GG 4P grey	850040	1.4	14				0.6–2.0	1.60	-20/+80	
GG 10P-20 NSTR/FSTR grey/black	855604	2.0	30	10	2.0	12.5	1.5–3.0 ³⁾	2.15	-20/+80	
GG 15P-22 NSTR/FSTR grey/black	855605	2.2	40	15	2.0	19	1.5–3.0 ³⁾	2.3	-20/+80	
GG 20P-25 NSTR/FSTR grey/black	855606	2.5	60	20	2.0	25	1.5–3.0 ³⁾	2.8	-20/+80	
NP 5650 (GG 20P-26 HP black) ²⁾	855650	2.6	90	20	2.0	25	2.5–3.5	3.0	-20/+80	
GG 30P-32 NSTR/FSTR grey/black	855607	3.2	125	30	2.0	37.5	1.5–3.0 ³⁾	3.5	-20/+80	
GG 30P-37 NSTR/NSTR black	855603	3.7	125	30	2.0	37.5	1.5–3.0 ³⁾	3.9	-20/+80	
GT 14P black	850046	1.8	40	14	2.0	17.5	1.5–3.0	1.8	-20/+80	
GT 20P black	850047	2.5	60	20	2.0	25.0	1.5–3.0	2.65	-20/+80	
GT 28P black	850048	3.3	120	28	2.0	35	1.5–3.0	3.3	-20/+80	
LL 14P ⁴⁾	800017	3.5	60	14	2.0	17.5	1.5–3.0	3.6	-40/+80	
LL 20P ⁴⁾	800018	4.4	90	20	2.0	25.0	1.5–3.0	4.2	-40/+80	
LT 14P ⁴⁾	800009	2.4	60	14	2.0	17.5	1.5–3.0	2.6	-40/+80	
LT 20P ⁴⁾	800010	3.4	90	20	2.0	25.0	1.5–3.0	3.4	-40/+80	
LT 20E ⁴⁾	810003	2.3	80	20	1.0	20.0	0.5–1.5	2.5	-20/+60	truly endless
LT 28E ⁴⁾	810004	2.9	130	28	1.0	28.0	0.5–1.5	3.2	-20/+60	truly endless
P 27/3 black FDA	900094	3.1	250				0.5–2.5	3.5	-40/+80	
UT 5P green	995381	0.7	14	5	2.0	5	0.5–2.0	0.5	-20/+80	35
Polyurethane line										
GG 40U green	855552	1.4	20				3–8	1.6	-20/+60	35
UU 20U black/green	850207	1.1	10				3–8	1.2	-20/+60	35
UU 40U black/green	850208	1.1	14				3–8	1.2	-20/+60	35
UU 40U FSTR/GL black/green	855596	1.0	14				3–8	1.05	-20/+60	35
UU 40U GSTR/GL black/green	995207	1.0	14				3–8	1.05	-20/+60	35

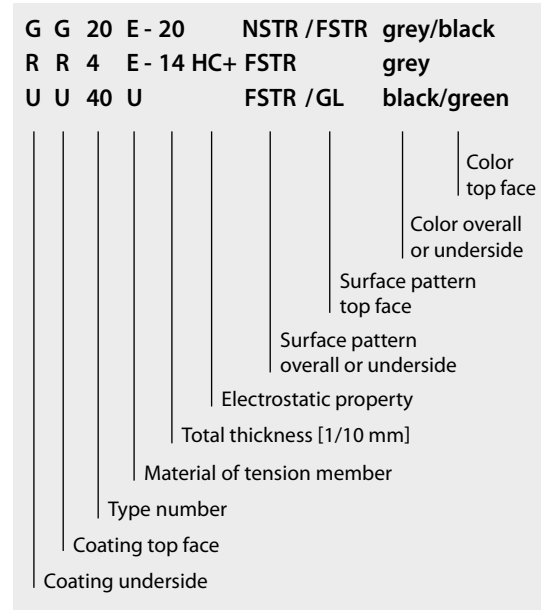
Legend

- * Minimum drum diameter was determined at room temperature. Lower temperatures require larger drum diameters. For the P line, this also applies in the case of low humidity.
- ** Nominal effective pull specifies the power transmission in N per mm belt width possible for the belt type (standard operating environment).
- *** Please specify the desired type of splice. For belt lengths < 500 mm please inquire.
- **** The F_w value indicates the effective pull/elongation properties measured in N/mm belt width. Nominal effective pull (Fu'-value) states the possible power transmission in N/mm belt width (standard ambient conditions 23 °C/50% rel. humidity)

- 1) 35 mm Z-splice possible for certain applications
- 2) HP precision ground texture on both sides available only as endless belt
- 3) For tangential belts:
Aramide line 0.3–0.8%
Polyester line 1.5–2% (822128/822129 max. 2.5%)
Polyamide line 1.8–2.8%
- 4) Drives where oil and grease are a major factor
- 5) Creel
- 6) Semi-automatic
- 7) Cross apron
- Yes/suitable

	Automatic bale opener (covering belt)	Card (drive belt and cross apron)	Draw frame	Four spindle drive	Tangential drive	High-efficiency rotor drive for OE-spinning frames	Combing roller drive for OE-spinning frames	Overhead cleaner	Fan drive	Cone drive	Galette/Godet unit	Main drive	Machine tape
					•						•	•	
					•						•	•	
			• ⁵⁾								•	•	
		•	•		•	• ⁶⁾	•		•			•	
			•		•	•	•		•			•	
				•	•				•		•		•
					•								•
		•	•		•	•		•	•			•	•
					•	•			•			•	
					•		•					•	
		•	•		•				•		•	•	
					•				•			•	
					•							•	
		•	•		•				•		•	•	
					•				•			•	
					•							•	
					•							•	
					•							•	
		• ⁷⁾										•	
		• ⁷⁾										•	
		• ⁷⁾										•	

Type code



Supplied as

- Roll material for independent belt fabrication
- Endless belts***
- Belts prepared for hot-pressing on site***

- | | |
|---------------------------------|-----------------------------|
| A = Aramide | FSTR = Fine texture |
| E = Polyester | GL = Glossy |
| G = Elastomer G | GSTR = Coarse texture |
| L = Chrome leather | HP = Precise ground texture |
| P = Polyamide | NSTR = Normal texture |
| T = Blended or polyamide fabric | |
| U = Polyurethane | |

SIEGLING TRANSILON

PRODUCT RANGE YARN PRODUCTION



Article number	Total thickness approx. [mm]	Weight approx. [kg/m ²]	Effective pull at 1% elongation (k _{1%} relaxed) [N/mm belt width]*	d _{min} approx. [mm]**	Permissible operating temperature [°C]	Hardness of the top face coating as per DIN 53505 [Shore A]	Delivery width [mm]	Stiff laterally	Troughable	Very low noise	Suitable for accumulation	Profiles on the top face/underside/side wall
----------------	------------------------------	-------------------------------------	--	---------------------------------	--	---	---------------------	-----------------	------------	----------------	---------------------------	--

Tension member of polyester fabric												
E 3/2 U0/U0 transparent FDA	900009	1.2	1.1	4.5	40/r3	-30/+100		4600 ¹⁾	●			● ●/●/-
E 3/2 U0/U2 HACCP white FDA	900103	1.4	1.6	5.5	40/r3	-30/+100	85	3100 ¹⁾ /4600 ²⁾	●			● ●/●/●
E 4/1 U0/V5H MT green	900171	1.1	1.25	3	30	-10/+70	85	3100/4600 ²⁾	○	●	○	● ●/●/-
E 5/2 0/V5H MT black	906176	1.9	2.2	3.5	30	-10/+70	85	2800 ¹⁾		●	●	● ●/●/-
E 6/4 V2/V2 green	909137	4.5	5.6	4.5	200	-10/+70	75	2000	●●			3)/3)/-
E 8/2 0/R10 S/LG black	906630	2.5	2.3	7.5	40	-30/+100	55	3000	●		●●	● ●/●/-
E 8/2 0/V4H MT black	906762	1.9	2.1	7.5	40	-10/+70	85	3100 ¹⁾	●		●	● ●/●/-
E 8/2 0/V5H S/MT black	996141	2.2	2.5	8	40	-10/+70	85	3000 ¹⁾ /4500 ²⁾	●		●●	● ●/●/-
E 8/2 U0/U2 C white FDA	999619	1.25	1.3	5.5	14	-30/+100	86	2100 ¹⁾		●		● ●/●/-
E 8/2 U0/U2 green FDA	900320	1.4	1.6	6	24/r5	-30/+100	85	3000 ¹⁾ /4550 ²⁾	●			● ●/●/●
E 8/2 U0/V15 LG green	900199	3.1	3.4	8	40	-10/+70	45	3100 ¹⁾	●		●	● ●/●/-
E 8/2 U0/V20 AR green	900037	4.9	4	6	40	-10/+70	45	2400 ¹⁾	●		●	● ●/●/-
E 8/2 U0/V2H MT white FDA	906799	1.5	1.65	6	40	-10/+70	86	4000 ¹⁾	●			● ●/●/-
E 8/2 U0/V5 green	900025	2.1	2.5	7.5	30	-10/+70	75	4600 ¹⁾	●		●	● ●/●/●
E 8/2 U0/V5 STR green	900027	2.4	2.7	6	30	-10/+70	75	3100 ¹⁾	●			● ●/●/●
E 8/2 U0/V7 SG black	906286	2.3	2.45	6	40	-10/+70	45	3100 ¹⁾	●			● ●/●/-
E 8/2 V1/V1 blue	996060	2	2.35	5.25	50	-10/+70		3100 ¹⁾ /4700 ²⁾	●	○		● ●/●/-
E 8/2 V5/V5 STR/GL green	900030	2.65	3.2	6.5	40	-10/+70	75	3000 ¹⁾	●			● ●/●/●
E 8/2 Y0/V4 GSTR black	996125	2.1	2.25	5.25	40	-10/+70	70	3000 ¹⁾	●	○	●●	● ●/●/-
E 10/1 U1/Z30-Q white	906707	4.2	1.9	9	40	-30/+100		1450		●		-/●/-
E 12/2 U0/V/U0 transparent	900164	1.5	1.55	10.5	60	-10/+70		3100 ¹⁾	●	○	●	● ●/●/-
E 12/2 U0/V7 green	900045	2.85	3.4	10.5	60	-10/+70	75	4650 ¹⁾	●●		●	● ●/●/●
E 12/2 V5/V10 STR/GL green	900053	3.25	3.9	11.5	60	-10/+70	75	3100 ¹⁾	●●			● ●/●/3)
E 18/H U0/U2 MT white FDA	906420	1.75	1.75	17.5	20 ²⁾	-30/+100	85	4750 ²⁾	●	○		● ●/●/●

Legend

* Established in line with ISO 21181:2005

** The smallest permissible drum diameters were established at room temperature with z-splices and counter bending and do not apply to conveyor belts with mechanical fasteners. Lower temperatures, profiles and side walls can require larger drum diameters. On this point, see our brochure "Technical information 2" (ref. no. 318).

rX is the radius of a fixed knife edge.

dX is the diameter of a rolling knife edge.

Smaller minimum drum diameter with counter-bending on request.

¹⁾ Larger widths with longitudinal seam possible

²⁾ Maximal widths without longitudinal seam on request

³⁾ Please enquire

● Yes

●● Yes, particularly suitable

○ Partly suited, on request

Tension member fabric

E = Polyester

NOVO = Polyester felt

Coatings

0 = Fabric uncoated

P = Polyamide

R = High Grip

U = Polyurethane

U...H = Polyurethane hard

U0 = Polyurethane impregnation

V = Polyvinyl chloride

V...H = Polyvinyl chloride hard

Z = Velour

Surface patterns

AR = Rough-top

GSTR = Coarse texture

GL = Smooth

LG = Longitudinal groove

MT = Matt

SG = Lattice

STR = Normal texture

Belt properties

C, Q = Laterally flexible, suitable for curved belts


FDA = Food safe in compliance with EC/FDA (see data sheet)

HACCP = Supports the HACCP concept

HC = Highly-conductive

M = Particularly stiff laterally

S = Very low noise



ADVANCED SPLICING TECHNOLOGY


Forbo Siegling is a leading manufacturer of conveyor and power transmission belts. It offers not just first-class splicing equipment, but in-depth theoretical and application-driven splicing expertise.

The tools complement one another and guarantee efficient and durable splices due to:

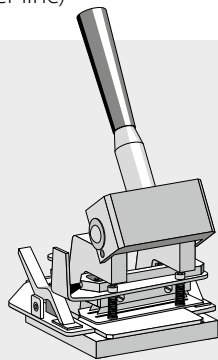
- high-quality equipment with all the accessories;
- a comprehensive range of services;
- detailed instructions.

Splice preparation tools

for Z-splices (aramide and polyester line)



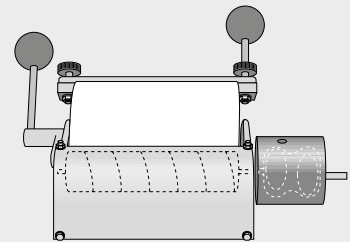
Manual punch presses
for Z-splices
PP-ZP-V/40/3 und
PP-ZP-V/80/6



for wedge splices (polyamide line)



PG-GM-V/130
grinding device
for wedge grinding



Heating presses

for belt widths of up to 1500 mm



Siegling Blizzard HP 160

for belt widths of up to 40 mm



Siegling Blizzard HC 120/40

The new Siegling Blizzard heating presses are exceptionally user-friendly and very efficient. All heating and cooling processes run automatically once the press has been adjusted and the start button pressed. The heating presses deliver first-class splices with excellent repeat accuracy.

A control, compressor (only in HP 160) and air cooling are integrated. Therefore, external sub-systems are no longer required.

Siegling – total belting solutions

Committed staff, quality oriented organization and production processes ensure the constantly high standards of our products and services. The Forbo Siegling Quality Management System is certified in accordance with ISO 9001.

In addition to product quality, environmental protection is an important corporate goal. Early on we also introduced an environmental management system, certified in accordance with ISO 14001.



Ref. no. 296-2
03/18 - UDH - Reproduction of text or parts thereof only with our approval. Subject to change.



Forbo Siegling service – anytime, anywhere

The Forbo Siegling Group employs more than 2,500 people. Our products are manufactured in ten production facilities across the world. You can find companies and agencies with warehouses and workshops in over 80 countries. Forbo Siegling service points are located in more than 300 places worldwide.

Forbo Siegling GmbH

Lilienthalstrasse 6/8, D-30179 Hannover
Phone +49 511 6704 0
www.forbo-siegling.com, siegling@forbo.com



MOVEMENT SYSTEMS